



How to Search using WorldCat Local

This guide will provide you with instruction on how to search WorldCat Local.

What is WorldCat Local?

WorldCat Local is a search tool that allows you to search many libraries at once for an item and search your local library. **It does not replace our traditional search tools** such as the Novanet Catalogue, articles and research databases and Resolver (our journal search tool).

What can you find in WorldCat Local?

Books, journal titles, government documents and more. At this time it is not recommended for article searching.

Who can use WorldCat Local?

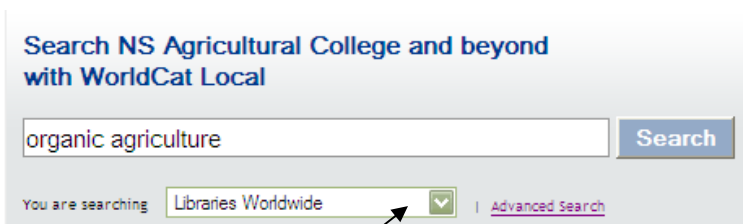
Anyone! However, only NSAC staff, faculty and students can request an interlibrary loan or access our e-books and e-journals collection.

Step 1: Where to Find it

- Searchbox on MacRae Library homepage: <http://nsac.ca/library>
- Direct link: <http://nsac.worldcat.org>

Step 2: Basic Search

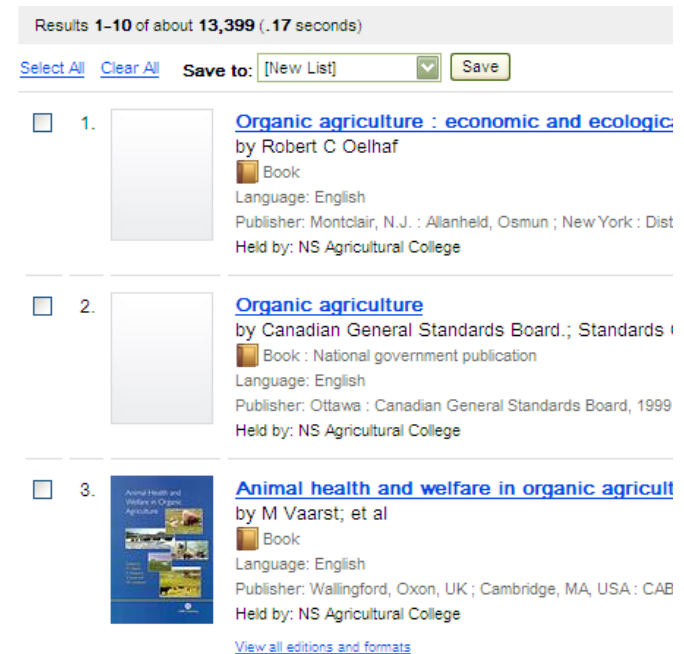
From the search box on the library homepage, you can do a basic keyword search. In this example we are looking for a book about organic agriculture.



By clicking on the drop down box, you have the option to limit your search to: Libraries worldwide, NSAC, Novanet

and Atlantic University libraries. Regardless of which search option you choose, results for NSAC will always show up first in the results list.

A retrieval list in relevancy order will display. The nearest match should appear first.



To find out more information about a book, we click on the title. From here you can get more detailed information about the book such as the call number and if it is available to check out.

Step 3: Refining your Search

You may notice that your results are showing books, articles and journals. You can refine your search to a specific format by using the tabs on the left hand side.

If we select books, you will refine your search to 3,627 items




(compared to the previous 13,399 items).

You'll see on the left hand tab that you can also refine your search by: author, year, content, audience, language and topic.

Step 4: Locating the Item in your Library

Once you find the item you're looking for, check to see if it's held in your library. You can see if it is owned by NSAC by looking at the brief record in the result list.

3.  [Animal health and welfare in organic agriculture](#)
by M Vaarst; et al
Book
Language: English
Publisher: Wallingford, Oxon, UK ; Cambridge, MA, USA : CABI Pub., ©2004.
Held by: NS Agricultural College
[View all editions and formats](#)

To find the exact location of the item at NSAC, simply click on the title of the book. It will bring you to the full record and also the location and status information.

When clicking on the book title, we can see that it is held in two formats: an online format and print format. To read the book online, select the ezproxy link:

Find a copy online

Links to this item

NS Agricultural College (1)

ezproxy2.nzac.ca
Access restricted: NSAC users only

If you are off-campus, you will have to use your NSAC network username and password in order to view this book. It should take you directly to the book's website.

If you'd like to borrow the print copy of the book, simply scroll down to see where it is held at the MacRae Library.

NS Agricultural College

Get it in the library		
1 of 2 available		
Location	Status	Call number
NSAC General Loan	In Library	S 605.5 A65 2004
Location	Status	Call number
NSAC MacRae Library Electronic Resources	Online	CABeBOOKS

This tells us that this book is available for a general loan period and it is currently in the library. The call number (physical location of the book in the library) is located on the far right. Simply copy the number and go to the lower floor to pick up the book and check it out at the Circulation Counter.

Step 5: Holds/Novanet Express/Interlibrary Loan

- To place a hold on an item which is currently out, or to order an available item from another Novanet Library, click on the desired item in the brief record display.
- Go to the holdings information and click on **Hold/Novanet Express**. You will then be directed to Novanet to type in your barcode number and the last four digits of your phone number.
- Place an **Interlibrary Loan** request when an item is not available at NSAC or Novanet libraries. You will be directed to the form where you'll be prompted for your library barcode and password.
- For both options, the information will be prepopulated for you. You should verify your contact information is correct and place your request. You will be notified by email when the item arrives.

You can contact us at:

MacRae Library
Phone: 902.893.6669
Email: library@nsac.ca

Last updated June 2009